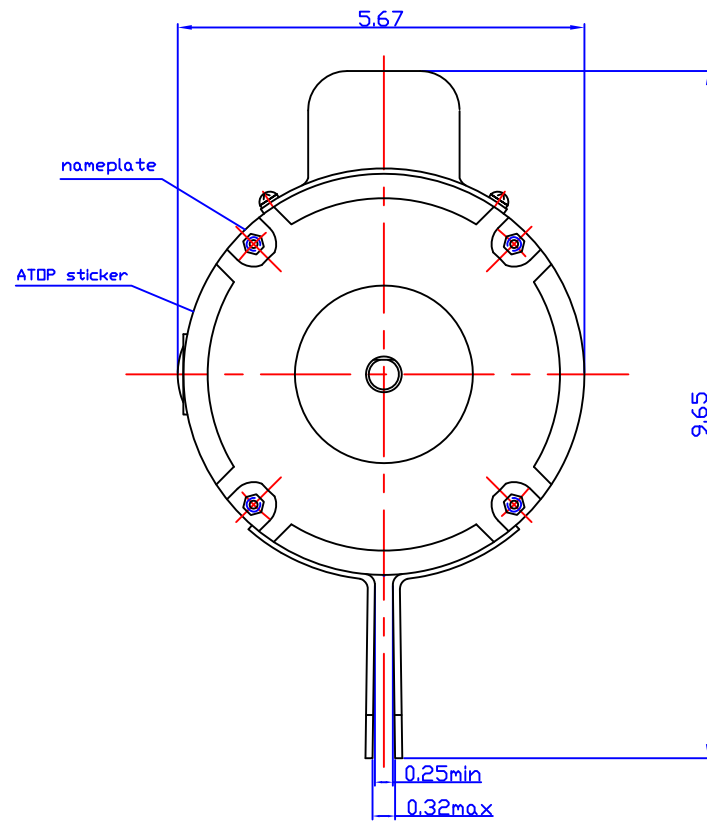
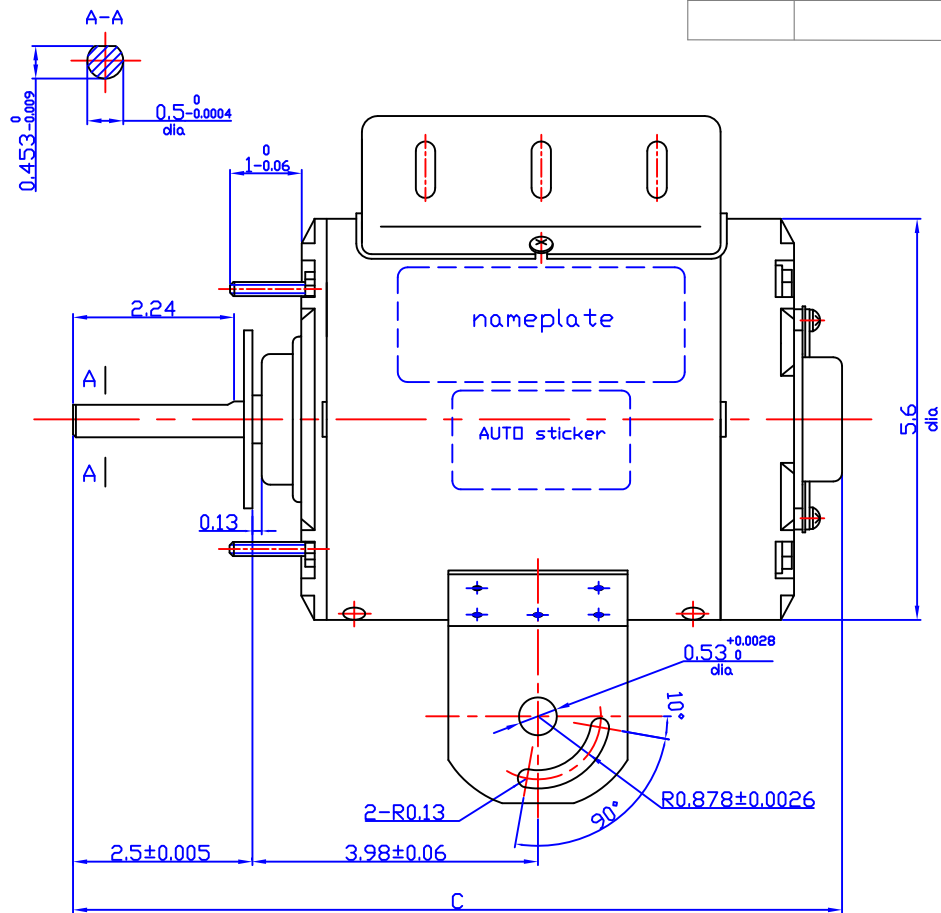
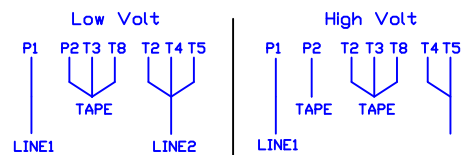


REV	ECO	REV BY	DATE	APPD	DATE
-----	-----	--------	------	------	------



wiring diagram



NOTE: To reverse rotation, interchange T5 & T8

IND#	FRAME	PH	HP	Hz	Volt	thermal protector	C
Y892	48	1	1/3	60	115/230	MEG65RX	11.34
Y893	48	1	1/2	60	115/230	MEJ57RX	11.81

LINE2

DR BY: _____
 APPD: _____



AG-I MOTORTEC INC.,

FIRST ANGLE PROJECTION

EDS DATE
VERSION

DESCRIPTION

Y892 & Y893 OUTLINE

CONFIDENTIAL PROPERTY OF GW ELECTRIC (SHANGHAI) CORPORATION AND ARE NOT TO BE DISCLOSED, DUPLICATED, OR OTHERWISE USED WITHOUT THE WRITTEN CONSENT OF GW ELECTRIC (SHANGHAI) CORPORATION, OR ITS AGENT, AG-I MOTORTEC INC. - ALL RIGHTS RESERVED

SIZE DWG NO

A3
SCALE 1:2

SHEET