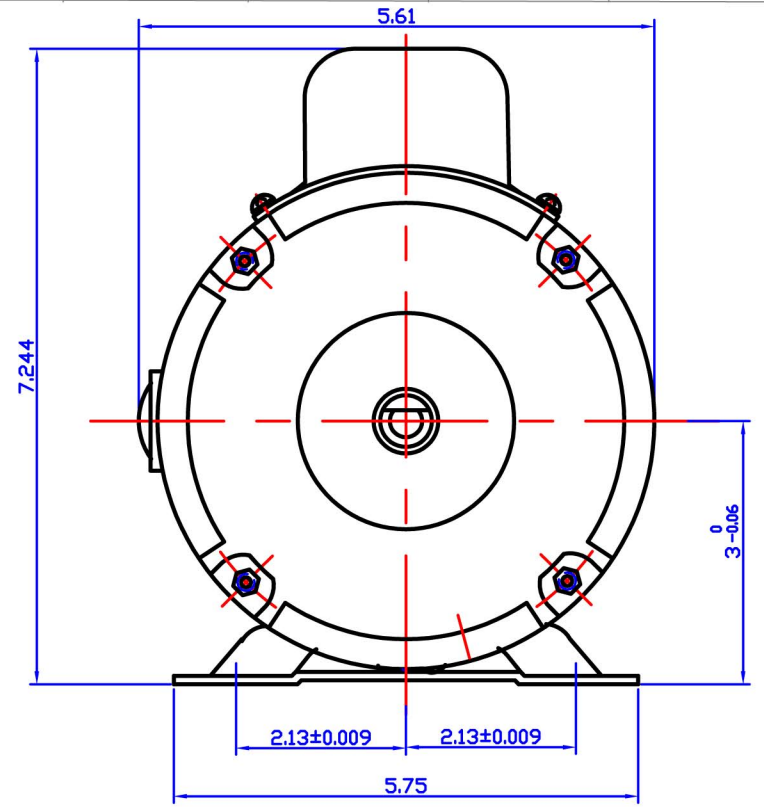
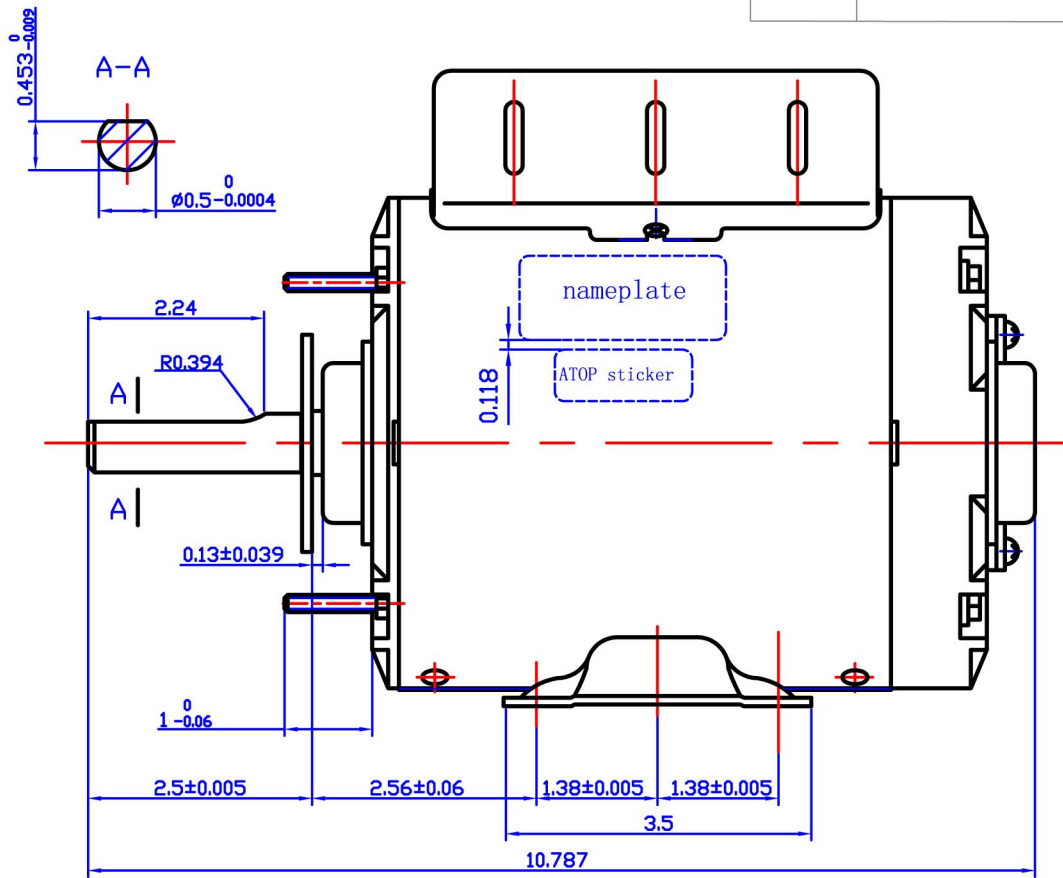
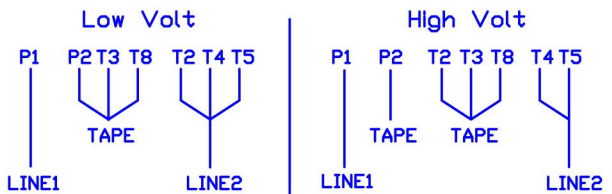


REV	ECO	REV BY	DATE	APPD	DATE
-----	-----	--------	------	------	------



IND#	AGI MODEL.NO.	VOLTS	FRAME	Hz	Pole	HP	RPM	PH	INSUL. CLASS	ENCL	THERMALLY PROTECTED	S.F
F799	F254DA4MA00	115/230	48Y	60	4	1/4	1650	1	F	TEAD	MEG61RX	1.0
F800	F334DA4MA00	115/230	48Y	60	4	1/3	1650	1	F	TEAD	MEG61RX	1.0
F801	F054DA4MA00	115/230	48Y	60	4	1/2	1650	1	F	TEAD	MEJ57RX	1.0

wiring diagram



DR BY: Candy

APPD:

FIRST ANGLE PROJECTION

EDS DATE VERSION

CONFIDENTIAL PROPERTY OF GW ELECTRIC (SHANGHAI) CORPORATION AND ARE NOT TO BE DISCLOSED, DUPLICATED, OR OTHERWISE USED WITHOUT THE WRITTEN CONSENT OF GW ELECTRIC (SHANGHAI) CORPORATION, OR ITS AGENT, AG-I MOTORTEC INC. - ALL RIGHTS RESERVED

AGI AG-I MOTORTEC INC.,

DESCRIPTION: AGI OUTLINE

SIZE: A3 DWG NO:

SCALE: 1:1.5 SHEET: